

"buns.shock.files"

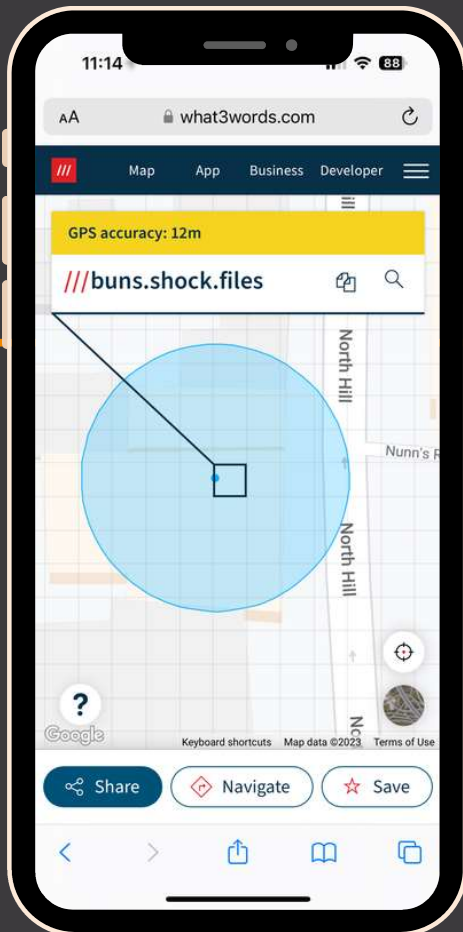


How to use what3words;

1

What3words is a geocoding system that assigns a unique three-word address to every 3-meter square on Earth, providing a simple and user-friendly way to communicate precise locations. Here are instructions on how to use What3words:

01206 548421
www.topjobrecruitment.com
hello@topjobrecruitment.com



2

To access What3words, you have two options:

1. What3words App: If you have the What3words app installed on your device, simply open it by tapping on the app icon. Once launched, you will be directed to the main screen, where you'll find an interactive map displaying various locations.

2. Browser: If you prefer to use What3words in your browser, open your preferred web browser on your device. In the address bar, enter "what3words.com" and press Enter. This will take you to the What3words website, where you can access the map and its functionalities. Both options allow you to utilise the What3words platform and explore locations using the map interface.



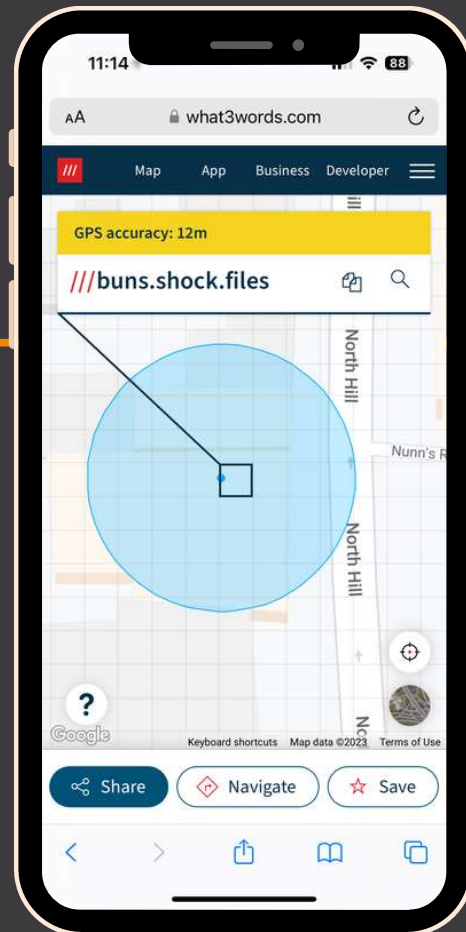
01206 548421
www.topjobrecruitment.com
hello@topjobrecruitment.com



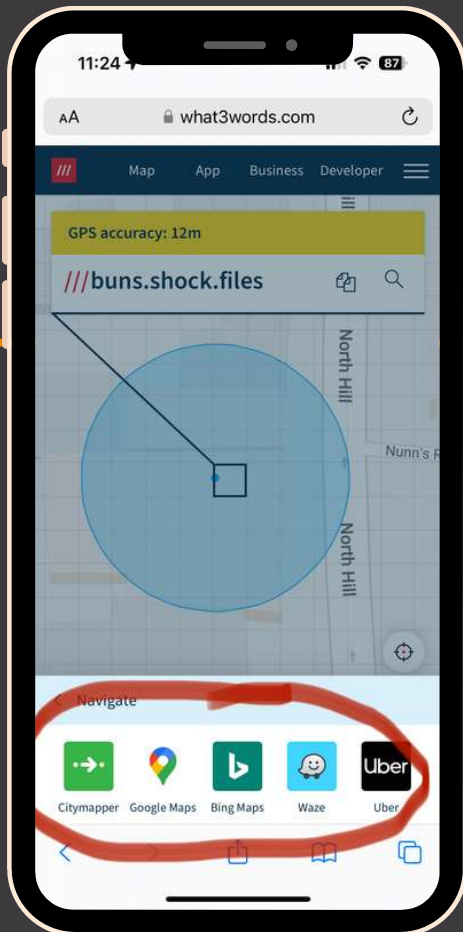
3

To search for the three-word address

1. Open the What3words app or website?
2. Enter the three words for example our exact location is: "buns.shock.files"
3. View the location on the map.



01206 548421
www.topjobrecruitment.com
hello@topjobrecruitment.com



4

When searching for a location using What3words, you will obtain the exact address of the place you need to go. This information can then be easily used in your preferred navigation app, making it convenient for you to reach your destination with accuracy and ease.



01206 548421
www.topjobrecruitment.com
hello@topjobrecruitment.com



5

Congratulations on successfully locating your desired destination using What3words! Enjoy navigating to your precise location with confidence.



01206 548421
www.topjobrecruitment.com
hello@topjobrecruitment.com